

Fishes from the Lower Urubamba river near Sepahua, Amazon Basin, Peru

Tiago P. Carvalho¹, Jéssica Espino², Emmanuel Máxime¹, Roberto Quispe², Blanca Rengifo², Hernán Ortega² and James S. Albert^{1*}

¹ University of Louisiana at Lafayette, Department of Biology, Lafayette, LA 70504, USA.

² Museo de Historia Natural de la Universidad Nacional Mayor de San Marcos, Avenida Arenales 1256, Lima 11, Peru.

* Corresponding author E-mail: jalbert@louisiana.edu

ABSTRACT: We report results of an ichthyological survey of the Lower Urubamba river, a tributary of the Ucayali river located in the southwestern portion of the Amazon Basin in southeastern Peru. Collections were made at low water (July, 2009) from 280 - 310 m elevation, near the town of Sepahua within the Fitzcarrald Arch, an upland associated with Pliocene (c. 4 Ma) uplift of the Peruvian Andes. This is the second of four planned expeditions to the region with the goal of comparing ichthyofaunas across the headwaters of the largest tributary basins in the western Amazon (Juruá, Ucayali, Purús and Madre de Dios). Twenty-one sites were sampled using seine nets, hook lines, cast nets and dip nets. A total of 98 species in 22 families and eight orders were captured and identified. The most diverse families are Characidae (40 spp.) and Loricariidae (20 spp.), and 12 families are represented by a single species. These data suggest that the fish fauna of the Lower Urubamba river near Sepahua is distinct from, and less diverse than, adjacent areas of lowland Amazonia.

INTRODUCTION

Peru has one of the richest continental biotas on Earth, with exceptional levels of species richness and endemism in many groups of terrestrial vertebrates, insects, and flowering plants (Rodríguez and Young 2000). The aquatic fauna is also highly diverse, with about 1,000 fish species currently recorded in Peruvian freshwaters, the majority of which inhabit the Amazon Basin, and with many new species described every year (Ortega and Hidalgo 2008; Ortega *et al.* 2011). The Amazon Basin as a whole contains more than 2,600 fish species (currently about 2,200 valid species as of April 2010), a number that represents about one quarter of the freshwater fishes of the world, and about one in 20 of all known vertebrate species (Lundberg *et al.* 2000; Albert *et al.* 2011). How so many distinct evolutionary lineages have come to inhabit the Amazon Basin remains one of the great unanswered questions in tropical biology, and the reader is referred to the following references for an introduction to this literature (Albert *et al.* 2006; Albert and Crampton 2010; Albert *et al.* 2011).

The Lower Urubamba drainage is included within the Ucayali-Urubamba Piedmont ecoregion (Freshwater Ecoregion of the World; Abell *et al.* 2008), a transition zone between the lowlands and the Andean mountain ecoregions. The Urubamba is a white water (sediment rich) river that rises in the Andes southeast of Cuzco, Peru, where it is called Río Vilcanota. The river flows northwest for more than 700 kilometers before joining the Río Tambo to form the Ucayali river near the city of Atalaya. The Lower and Upper portions of the Urubamba are divided by the Pongo de Mainique, a deep canyon about 3 km long and as narrow as 45 meters wide, and with cliffs reaching to 900 meters. The Lower Urubamba also receives tributaries from the east, from rivers draining the Fitzcarrald Arch.

The fish fauna of the Urubamba basin remains poorly studied. Between 1996 and 1999, the Smithsonian

Institution's Monitoring and Assessment of Biodiversity Program coordinated a large-scale, multi-taxa assessment of the flora and fauna of the Lower Urubamba Region (Ortega *et al.* 2001). In this study they collected in three sites in the lower Urubamba basin. They recorded 69 fish species at Atalaya, 116 species at Sepahua and 118 species at Camisea. In total 156 species, 121 genera, 25 families and nine orders were reported from the Lower Urubamba.

Here we report the result of an expedition to the Lower Urubamba as part of a four-year survey project funded by the U.S. National Science Foundation called "Proyecto Alto Purús". The goal of this project is to compare the ichthyofaunas of headwaters across four major basins of the Fitzcarrald Arch: the Ucayali, Yuruá, Purús and Madre de Dios Basins.

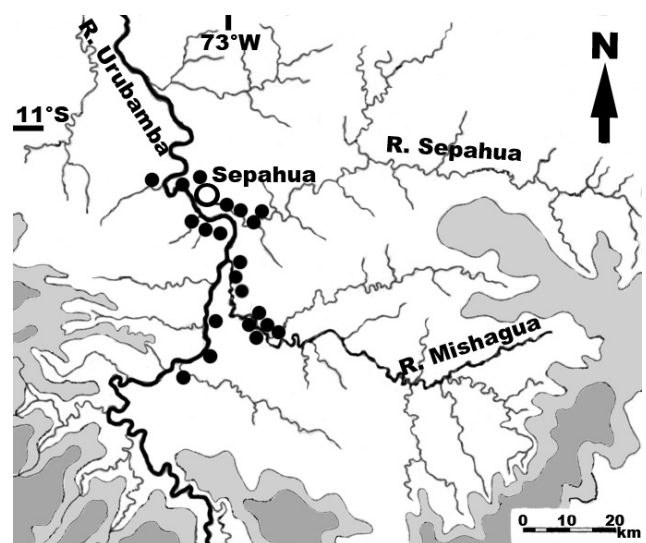


FIGURE 1. Map of study area showing the collecting sites (black dots) in the lower Río Urubamba, close to the city of Sepahua (9°32' S 72°45' W), Peru. Light gray represents 500 m.a.s.l. and dark gray represents 1000 m.a.s.l.

MATERIALS AND METHODS

Twenty-one localities were sampled in the lower portion of Río Urubamba close to the town of Sepahua (11°08' S, 73°02' W) in Peru (Table 1, Figure 1). Collections were made on about 300 meters above sea level (m.a.s.l.), on three major types of environments: river channels and beaches (*Ríos*), streams (*quebradas*), and oxbow lakes (*cochas*; Figure 2). *Ríos* are major rivers (*i.e.* Urubamba, Sepahua, Mishahua), *quebradas* are small tributary streams, and *cochas* are oxbow lakes located on the floodplain. All collecting stations were georeferenced (latitude, longitude, altitude) using GPS (specify map datum used), and habitats were documented with high resolution digital photographs and written descriptions. Abiotic attributes such as, water temperature, pH and electrical conductivity were measured using a HI 98129 tester (Hanna Instruments). Collections were made using standard ichthyological gear, including seine nets (5 and 10 m, 5 mm between knots), dip nets, cast nets, and hook and line. Electric fishes were located with the aid of a portable amplifier (Crampton *et al.* 2007).

A reference collection was accumulated in Sepahua, including one or more representative of all morphospecies encountered. Tissue samples were excised using a sterilized scalpel and preserved in 100% ethanol in 1.8 ml vials, and then stored in a cool location at the base camp before transport to the laboratory. All specimens

fixed in 10% formalin for at least 48 hours in a closed Nalgene container or covered flat plastic tray (for larger specimens), and later transferred to 70°GL ethanol.

Fishes were identified to the lowest taxonomic level possible, using available literature and help of specialists' photo identifications. The classification presented here is based on Reis *et al.* (2003), and Ferraris (2007) for Siluriformes. Voucher specimens were deposited in the fish collection of the Museo de Historia Natural da Universidad Mayor de San Marcos (MUSM), Lima, Peru. The fishes were collected under permit from the Peruvian Ministry of the PRODUCCION; Resolucion Directoral No. 546-2009-PRODUCE/DGPP.

RESULTS AND DISCUSSION

A total of 98 species were collected and identified, representing 22 families and eight orders (Table 2). The families with highest species richness were Characidae (40 spp.), Loricariidae (22 spp.), and Pimelodidae and Crenuchidae (6 spp.). More than half of the families (12) were represented by a single nominal species. The most abundant orders were Characiformes (53 spp.) and Siluriformes (33 spp.), representing 54% and 33%, respectively, of the total fish species captured. Less diverse were the orders Gymnotiformes (5 spp.) and Perciformes (3 spp.). The species accumulation curve (Figure 3) shows that the actual total number of species on that region was



FIGURE 2. Examples of sampled localities in the lower Río Urubamba basin. A. Río Urubamba downstream mouth of Río Paquiria. B. Quebrada Gavilan. C. Quebrada Shimbillo. D. Cocha Ashacuya.

not sampled. A complete list of the fish species collected is provided in Appendix 1, and a photographic album of these species can be accessed online at: <http://www.ucla.edu/~jxa4003/Alto%20Purús.html>.

Comparing our species list with those presented in Ortega et al. (2001), on the lower Urubamba, we identify at least 26 species that were not present in the previous study and were captured in our survey. With this, we estimate that the ichthyofauna in the lower Urubamba has a minimum of 180 species. The inventory presented by Ortega et al. (2001) from the same locality (Sepahua) shows 116 species. The difference of 18 species is due mostly to species recorded in local village market by Ortega et al. (2001). Therefore, species such as the big pimelodid genera *Pseudoplatystoma*, *Brachyplatystoma* (including), *Phractocephalus*, and *Hemisorubim* were present in the former list and were not recorded in our expedition. Because these large-bodied catfish species inhabit large

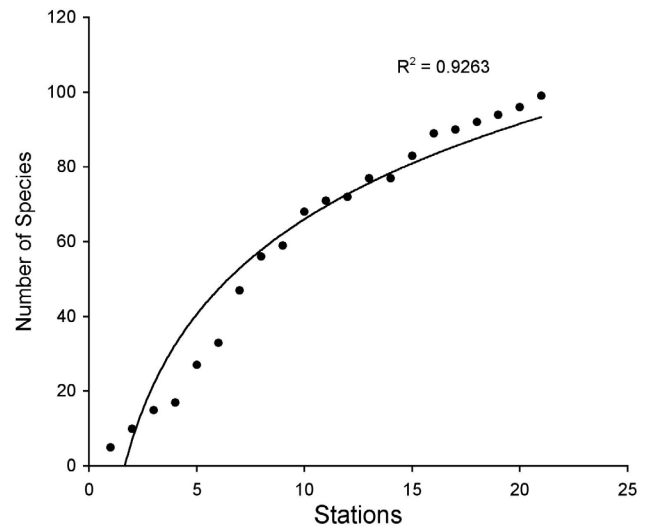


FIGURE 3. Species accumulation curve from lower Urubamba River.

TABLE 1. Descriptions of sites sampled in the lower Urubamba river, Ucayali, Peru.

LOCALITY	COORDINATES	ELEV.	DESCRIPTION
Quebrada Anandaya	11°09'10"S 72°57'42"W	305m	Small clear water stream (width 6 m), slow running waters over argillite bottom. Water temperature 25 °C.
Río Sepahua	11°09'10"S 72°57'42"W	292m	Sand beach at river curve on inner side, slow to medium flowing clear to white waters.
Quebrada Pona	11°08'59"S 72°59'05"W	290m	Small clear water stream (width 5 m), argillite and sand in the bottom.
Río Sepahua	11°09'10"S 72°59'29"W	289m	Sand beach in an island in the river (width 20 m), clear to white water, medium to fast flowing waters.
Cocha Ashacuya	11°11'39"S 72°59'54"W	286m	Ox bow lake (width 60 m), no flow, muddy bottom; water temp. 29.5 °C, pH 7.4, conductivity 497 µs.
Quebrada Ashacuya	11°11'09"S 73°01'08"W	284m	Stream (width 10) with white and slow flowing waters, muddy or sandy bottom. Water temp. 28.5 °C, pH 7.48, cond. 220 µs,
Quebrada Lazaro	11°14'22"S 72°58'19"W	298m	Small clear water stream, with medium flowing waters over a rocky, sandy bottom. Water temp. 24.9 °C, pH 8.3, cond. 216 µs.
Río Mishahua	11°14'06"S 72°58'26"W	296m	Sandy beach, (river width 40m) slow flowing white waters. Water temp. 28.3 °C, pH 8.04, cond. 176 µs.
Quebrada Ocote	11°13'09"S 72°58'02"W	294m	Slow flowing white water stream (width 4m), mud, sand and gravel in the bottom. Water temp. 28.0 °C, pH 7.1, cond. 305 µs.
Quebrada Kumarillo	11°11'09"S 73°02'06"W	286m	Stream (Width 15m), clear waters with slow to medium flowing speed over gravel. Water temp. 26.1, pH 8.1°C, cond. 153 µs.
Quebrada Gavilan	11°07'32"S 73°04'20"W	280m	Small white water stream (width 4m), no flow, with litter and mud in the bottom. Water temp. 26.8 °C, pH 7.59, cond 330 µs.
Quebrada Pulerja	11°07'33"S 73°06'51"W	280m	Wide (25 m) and shallow stream with clear waters over sand, gravel, and argillite. Water temp. 27.5 °C, pH 8.3, cond 298 µs.
Río Paquiria	11°26'33"S 73°00'25"W	310m	Wide stream (35 m), with white medium flowing waters over mud and gravel. Water temp. 25 °C, 8.2 pH, cond 147 µs.
Río Urubamba	11°25'00"S 72°58'29"W	303m	Sand beach in a river island, medium flowing waters over sand and gravel bottom. Water temp. 25.5 °C, pH 8.2, cond. 235 µs.
Quebrada Shimbillo	11°21'44"S 73°00'04"W	300m	Small stream (width 5m) with clear waters, sand and gravel on bottom. Water temp. 24.9 °C, 7.71 pH, cond. 135 µs.
Quebrada El Dorado	11°22'25"S 72°49'25"W	315m	Stream (width 20 m) with slow flowing white waters, sand and argillite bottom. Water temp. 20.4 °C, pH 8.26, cond. 264 µs.
Quebrada Capirona	11°21'38"S 72°53'11"W	305m	Stream (width 15 m), slow flowing clear to white waters sandy and muddy bottom. Water temp. 20.1 °C, 8.0 pH, cond. 165 µs.
Quebrada Raya	11°20'46"S 72°53'15"W	304m	Small stream (width 10m), with clear waters over sandy bottom. Water temp. 21.2 °C. pH 8.07, cond 227 µs.
Río Mishahua	11°19'37"S 72°57'08"W	305m	Sandy beach, (river width 30 m), white and medium flowing waters. Water temp. 22.5 °C., pH 8.08, cond. 180 µs.
Quebrada Las Piedras	11°16'06"S 72°57'06"W	307m	Small clear water stream (width 5), slow to fast flowing over sand and gravel. Water temp. 21.3 °C., 8.3 pH, cond. 214 µs.
Quebrada Huayashi	11°07'59"S 73°03'08"W	285m	Small stream (width 4 m) inside urban area of Sepahua, clear waters running over sand and gravel.

river channels in the lowlands, their presence in the local markets may be due to importation from locations further downstream. On the other hand, we caught more gymnotiform species (5 spp. vs. 2 spp.) than did Ortega *et al.* (2001). For the first time *Apteronotus albifrons*, *Gymnotus carapo*, *G. ucamara* and *Sternarchorhynchus* sp. are reported from this region. Probably the use of an electrical fish portable amplifier (Crampton *et al.* 2007) was the reason for collecting a larger number of electric fish in our expedition. In addition, some species of other groups are for the first time referred for the Lower Urubamba region; *Acestrocephalus boelkhei*, *Geryichthys sterbai*, *Leptagoniates steindachneri*, *Panaque changae*, *Farlowella kneri*, *Centromochlus perugiae*, and *Batrochoglanis raninus*.

TABLE 2. List of fish species collected in the lower Río Urubamba and their respective capture habitat S = stream, R = river, L = lake.

ORDER/FAMILY/SPECIES	S	R	L
CLUPEIFORMES			
Engraulididae			
<i>Anchoviella carrikeri</i> Fowler, 1940	X	X	
CHARACIFORMES			
Parodontidae			
<i>Parodon pongoensis</i> (Allen, 1942)	X	X	
Curimatidae			
<i>Steindachnerina guenterii</i> (Eigenmann & Eigenmann, 1889)			X
<i>Steindachnerina hypostoma</i> (Boulenger, 1887)	X	X	
Prochilodontidae			
<i>Prochilodus nigricans</i> Agassiz, 1829	X	X	
Anostomidae			
<i>Leporinus friderici</i> (Bloch, 1794)		X	
<i>Leporinus trifasciatus</i> Steindachner, 1876		X	
Crenuchidae			
<i>Characidium cf. purpuratum</i> Steindachner, 1882	X		
<i>Characidium cf. steindachneri</i> Cope, 1878	X		
<i>Characidium cf. zebra</i> Eigenmann, 1909	X	X	
<i>Characidium</i> sp. 1		X	
<i>Characidium</i> sp. 2	X		
<i>Geryichthys sterbai</i> Zarske, 1997	X		
Characidae			
<i>Acestrocephalus boehlkei</i> Menezes, 1977	X	X	
<i>Astyanacinus multidentis</i> Pearson, 1924	X	X	
<i>Astyanax abramis</i> (Jenyns, 1842)	X	X	
<i>Astyanax bimaculatus</i> (Linnaeus, 1758)	X	X	X
<i>Astyanax maximus</i> (Steindachner, 1876)	X	X	
<i>Astyanax</i> sp.	X		
<i>Attonitus ephimeros</i> Vari & Ortega, 2000	X		
<i>Bryconamericus pachacuti</i> Eigenmann, 1927	X		
<i>Bryconamericus</i> sp. 1	X		
<i>Bryconamericus</i> sp. 2	X		
<i>Ceratobranchia obtusirostris</i> Eigenmann, 1914	X		
<i>Charax</i> sp.	X		
<i>Clupeacharax anchoveiodes</i> Pearson, 1924		X	
<i>Creagrutus changae</i> Vari & Harold, 2001	X	X	

TABLE 2. CONTINUED.

ORDER/FAMILY/SPECIES	S	R	L
<i>Creagrutus pila</i> Vari & Harold, 2001	X	X	
<i>Creagrutus</i> sp.	X	X	
<i>Ctenobrycon hauxwellianus</i> (Cope, 1870)	X		X
<i>Gephyrocharax</i> sp.	X	X	
<i>Hemibrycon jeltskii</i> (Steindachner, 1877)	X		
<i>Hemigrammus marginatus</i> Ellis, 1911	X	X	
<i>Knodus hypopterus</i> (Fowler, 1943)	X	X	
<i>Knodus orteguasae</i> (Fowler, 1943)	X	X	
<i>Knodus smithi</i> (Fowler, 1913)	X	X	X
<i>Knodus</i> sp. 1	X		
<i>Knodus</i> sp. 2	X		
<i>Leptagoniates steindachneri</i> Boulenger, 1887	X	X	
<i>Microgenys</i> sp.	X		
<i>Moenkhausia dichroua</i> (Kner, 1858)	X	X	X
<i>Moenkhausia oligolepis</i> (Günther, 1864)	X		
<i>Odontostilbe euspilura</i> (Fowler, 1945)	X		
<i>Odontostilbe fugitiva</i> Cope, 1870		X	
<i>Odontostilbe</i> sp. 1	X	X	
<i>Odontostilbe</i> sp. 2	X		X
<i>Paragoniates alburnus</i> Steindachner, 1876	X	X	
<i>Phenacogaster capitulatus</i> (Malabarba & Malabarba, 2010)	X	X	
<i>Prodontocharax melanotus</i> Pearson, 1924		X	
<i>Scopaeocharax cf. rhinodus</i> (Bohlke, 1958)	X		
<i>Serrasalmus rhombeus</i> (Linnaeus, 1766)			X
<i>Triportheus angulatus</i> (Spix & Agassiz, 1829)		X	
<i>Xenobrycon heterodon</i> Weitzmann & Fink, 1985	X	X	
Erythrinidae			
<i>Hoplias malabaricus</i> (Bloch, 1794)	X		X
SILURIFORMES			
Aspredinidae			
<i>Bunocephalus coracoideus</i> (Cope, 1874)	X		
Trichomycteridae			
<i>Acanthopoma annectens</i> Luetken, 1892	X	X	
Loricariidae			
<i>Ancistrus</i> sp. 1	X		
<i>Ancistrus</i> sp. 2	X		
<i>Ancistrus</i> sp. 3	X		
<i>Ancistrus</i> sp. 4	X	X	
<i>Chaetostoma lineopunctatum</i> Eigenmann & Allen, 1942	X		
<i>Farlowella knerii</i> (Steindachner, 1882)	X		
<i>Farlowella nattereri</i> Steindachner, 1910		X	
<i>Farlowella smithi</i> Fowler, 1913	X		
<i>Hemiodontichthys acipenserinus</i> (Kner, 1853)	X		X
<i>Hypostomus</i> aff. <i>emarginatus</i> Valenciennes, 1840	X	X	
<i>Hypostomus pyrineusi</i> (Miranda Ribeiro, 1920)	X	X	
<i>Hypostomus unicolor</i> (Steindachner, 1908)	X	X	
<i>Hypostomus</i> sp. 1	X	X	
<i>Hypostomus</i> sp. 2	X		
<i>Lasiancistrus schomburgki</i> (Günther, 1864)	X	X	

TABLE 2. CONTINUED.

ORDER/FAMILY/SPECIES	S	R	L
<i>Loricaria</i> sp.	X	X	
<i>Panaque albomaculatus</i> Kanazawa, 1958		X	
<i>Panaque changae</i> Chockley & Armbruster, 2002		X	
<i>Rineloricaria lanceolata</i> (Gunther, 1868)	X		
<i>Sturisoma nigrirostrum</i> Fowler, 1940	X	X	
Pseudopimelodidae			
<i>Batrachoglanis raninus</i> (Valenciennes, 1840)	X		
Heptapteridae			
<i>Cetopsorhamdia phantasia</i> Stewart, 1985	X		
<i>Chasmocranus</i> sp.	X		
<i>Imparfinis stictonotus</i> (Fowler, 1940)	X		
Pimelodidae			
<i>Calophysus macropterus</i> (Lichtenstein, 1819)		X	
<i>Megalonema platycephalum</i> Eigenmann, 1912		X	
<i>Pimelodus blochii</i> Valenciennes, 1840	X	X	X
<i>Pimelodus pictus</i> Steindachner, 1877		X	
<i>Pimelodus</i> sp. 1			X
<i>Pimelodus</i> sp. 2			X
Auchenipteridae			
<i>Centromochlus perugiae</i> Steindachner, 1882		X	
GYMNOTIFORMES			
Gymnotidae			
<i>Gymnotus carapo</i> Linnaeus, 1758		X	
<i>Gymnotus ucumara</i> Crampton, Lovejoy & Albert, 2003	X	X	
Sternopygidae			
<i>Eigenmannia virescens</i> (Valenciennes, 1842)	X	X	
Apteronotidae			
<i>Apteronotus albifrons</i> (Linnaeus, 1766)		X	
<i>Sternarchorhynchus</i> sp.		X	X
CYPRINODONTIFORMES			
Rivulidae			
<i>Rivulus</i> sp.		X	
BELONIFORMES			
Belonidae			
<i>Pseudotilosurus angusticeps</i>	X	X	
Cichlidae			
<i>Bujurquina robusta</i> Kullander, 1986			X
<i>Crenicichla sedentaria</i> Kullander, 1986	X	X	
<i>Crenicichla proteus</i> Cope, 1872	X		X
PLEURONECTIFORMES			
Achiridae			
<i>Apionichthys finis</i> (Eigenmann, 1912)			X

The fish fauna of the Lower Urubamba Basin is similar in overall species richness to that of other major Amazonian drainages of the Fitzcarrald Arch (Jurua, Purús, and Madre de Dios), but is substantially different in terms of its species composition; i.e. the names of the actual species themselves (e.g. Maxime and Albert, 2009). The estimated total of 180 species now recorded for this region is slightly

lower than the estimate of 200 species for the Upper Jurua (Carvalho *et al.* 2009), or the approximately 287 species referred to the Madre de Dios (Barthem *et al.* 2003). The Lower Urubamba is slightly more diverse than 86 species reported for the Upper Purús in Brazil (Anjos *et al.* 2008), although this later number is almost certainly an under estimate given the different methodologies employed.

To conclude, the results reported here are consistent with the conclusions of Ortega *et al.* (2001) that the fish fauna of the Lower Urubamba river near Sepahua is distinct from that of lowland Amazonia. Many conspicuous lowland floodplain species are not present, including all members of Osteoglossidae, Pristigasteridae, Hemiodontidae and Sciaenidae. Only two species of Curimatidae were found, whereas this family is represented by more than 40 species in the adjacent ecoregions of lowland Amazonia (Vari, 1988). Although absent from our collections, Potamotrygonidae is known from other reaches of the Urubamba Basin (Ortega *et al.* 2001), and is likely present near Sepahua. The absence of these species in collections to date may be a collection artifact, arising from the sampling methods employed, or may reflect the relative rarity of these taxa during the periods of low water when most of the sampling was conducted. Alternatively, these absences may reflect real differences in the ecological conditions of upland vs. lowland floodplain sites. Further investigations into the rich aquatic fauna of the Ucayali basin will be needed to resolve the actual geographic distributions of these taxa.

ACKNOWLEDGMENTS: We thank J. Fredieu and J. Tang for curatorial assistance, F. Meyer and A. Takako for access to rare literature, and J. Armbruster, V. Bertaco, P. Buckup, C. Bührnheim, A. Cardoso, F. Carvalho, W. Costa, K. Ferreira, M. Hidalgo, C. Lucena, J. Lundberg, C. Nascimento, R. Ramos, R. Reis, M. Rocha, M. Loebb and O. Shibatta for help with species identifications. We also acknowledge two anonymous reviewers for helpful comments. This research was supported by NSF-DEB 0741450 to JSA.

LITERATURE CITED


- Abell, R., M.L. Thieme, C. Revenga, M. Bryer, M. Kottelat, N. Bogutskaya, B. Coad, N. Mandrak, S.C. Balderas, W. Bussing, M.L.J. Stiassny, P. Skelton, G.R. Allen, P. Unmack, A. Naseka, R. Ng, N. Sindorf, J. Robertson, E. Armijo, J.V. Higgins, T.J. Heibel, E. Wikramanayake, D. Olson, H.L. Lopez, R.E. Reis, J.G. Lundberg, M.H.S. Perez and P. Petry. 2008. Freshwater ecoregions of the world: A new map of biogeographic units for freshwater biodiversity conservation. *Bioscience* 58(5): 403-414.
- Albert, J.S. and W. G. R. Crampton. 2010. The geography and ecology of diversification in Neotropical freshwaters. *Nature Knowledge* 1: 13-19.
- Albert, J.S., N. R. Lovejoy and W.G.R. Crampton. 2006. Miocene tectonism and the separation of cis- and trans-Andean river basins: Evidence from Neotropical fishes. *Journal of South American Earth Sciences* 21: 14-27.
- Albert, J.S., P. Petry and R.E. Reis. 2011. Major biogeographic and phylogenetic patterns; p. 21-57 In J.S. Albert and R.E. Reis (ed.) *Historical Biogeography of Neotropical Freshwater Fishes*. Berkeley: University of California Press.
- Anjos, H.D.B., J. Zuanon, T.M.P. Braga and K.N.S. Souza. 2008. Fish, upper Purús River, state of Acre, Brazil. *Check List* 4(2): 198-213.
- Barthem R., M. Goulding, B. Forsberg, C. Canas and H. Ortega. 2003. *Aquatic Ecology of the Rio Madre de Dios*. Lima: Biblos. 117 p.
- Carvalho, T.P., S.J. Tang, J.I. Fredieu, R. Quispe, I. Corahua, H. Ortega and J.S. Albert. 2009. Fishes from the upper Yuruá river, Amazon Basin, Peru. *Check List* 5(3): 673-691.
- Crampton, W.G.R., J.K. Wells, C. Smyth and S.A. Walz. 2007. Design and construction of an Electric Fish Finder. *Neotropical ichthyology* 5(3): 425-42.
- Ferraris Jr., C. J. 2007. Checklist of catfishes, recent and fossil (Osteichthyes: Siluriformes), and catalogue of siluriform primary types. *Zootaxa* 1418: 1-168.

- Lundberg, J.G., M. Kottelat, G.R. Smith, M.L.J. Stiassny and A.G. Gill. 2000. So many fishes, so little time: an overview of recent ichthyological discovery in continental waters. *Annals of the Missouri Botanical Garden* 87(1): 26-62.
- Maxime, E. L., and J. S. Albert. 2009. A new species of *Gymnotus* (Gymnotiformes, Gymnotidae) from the Fitzcarrald Arch of southeastern Peru. *Neotropical Ichthyology* 7:579-586.
- Ortega, H. and M. Hidalgo. 2008. Freshwater fishes and aquatic habitats in Peru: Current knowledge and conservation. *Aquatic Ecosystem Health & Management* 11(3): 257-271.
- Ortega, H., M. Hidalgo, N. Salcedo, E. Castro and C. Riofrio. 2001. Diversity and conservation of fish of the lower Urubamba region, Peru; p. 143-150 In A. Alonso, F. Dallmeier and P. Campbell (ed.). *Urubamba: The biodiversity of a Peruvian rainforest*. Washington: Smithsonian Institution.
- Ortega, H., M. Hidalgo, E. Correa, J. Espino, L. Chocano, G. Trevejo, V. Meza, A. M. Cortijo, and R. Quispe. 2011. *Lista Anotada de los Peces de Aguas Continentales del Peru. Estado actual del conocimiento, distribución, usos y aspectos de conservación*. Lima: Museo de Historia Natural, UNMSM, Ministerio del Ambiente, Dirección General de Diversidad Biológica.
- Reis, R.E., S.O. Kullander and C.J. Ferraris. 2003. Introduction; p. 1-9 In R.E. Reis, S.O. Kullander and C.J. Ferraris (ed.). *Checklist of the Freshwater Fishes of South and Central America*. Porto Alegre: Edipucrs.
- Rodríguez L.O. and K.R. Young. 2000. Biological diversity of Peru: Determining priority areas for conservation. *Ambio* 29(6): 329-337.
- Vari, R. P. 1988. The Curimatidae, a lowland Neotropical fish family (Pisces: Characiformes); Distribution, endemism, and phylogenetic biogeography; p. 313-348 In P.E. Vanzolini and W.R. Heyer (ed.). *Neotropical Distribution Patterns*. Rio de Janeiro: Academia Brasileira de Ciências.
- RECEIVED: March 2010
 LAST REVISED: March 2011
 ACCEPTED: March 2011
 PUBLISHED ONLINE: July 2011
 EDITORIAL RESPONSIBILITY: Marcelo Loureiro

APPENDIX 1. Pictures of fishes from the lower Río Urubamba basin, Sepahua, Ucayali, Peru. Measurements are presented as standard length.

CLUPEIFORMES

Engraulididae



Anchoiella carrikeri 28.6 mm MUSM 35661

CHARACIFORMES

Parodontidae



Parodon pongoensis 81.2 mm MUSM 35660

Curimatidae



Steindachnerina guentheri 56.5 mm MUSM 35626



Steindachnerina hypostoma 97.9 mm MUSM 35707

Prochilodontidae



Prochilodus nigricans 210 mm MUSM 35404

Anostomidae



Leporinus friderici 210 mm MUSM 35546



Leporinus trifasciatus 200 mm MUSM 35545

Crenuchidae



Characidium cf. purpuratum 43.8 mm MUSM 35486



Characidium cf. steindachneri 43.5 mm MUSM 35389



Characidium aff. zebra 40.3 mm MUSM 35602



Characidium sp. 1 38.4 mm MUSM 35503



Characidium sp. 2 33.9 mm MUSM 35525



Geryichthys sterbai 26.7 mm MUSM 35485

Characidae



Acestrocephalus boehlkei 79 mm MUSM 35741



Astyanacinus multidens 44.7 mm MUSM 35474



Astyanax abramis 77 mm MUSM 35556



Astyanax bimaculatus 79.2 mm MUSM 35557



Astyanax maximus 46.1 mm MUSM 35477



Astyanax sp. 75.7 mm MUSM 35475



Attonitus ephimeros 48.2 mm MUSM 35694



Bryconamericus pachacuti 27.2 mm MUSM 35695



Bryconamericus sp. 1 53.6 mm MUSM 35479



Bryconamericus sp. 2 42.2 mm MUSM 35478



Ceratobranchia obtusirostris 26.5 mm MUSM 35619



Charax sp. 54.6 mm MUSM 35481



Clupeacharax anchoveoides 67 mm MUSM 35727



Creagrutus changae 34.4 mm MUSM 35620



Creagrutus pila 37.9 mm MUSM 35649



Creagrutus sp. 26.5 mm MUSM 35725



Ctenobrycon hauxwellianus 36.4 mm MUSM 35428



Gephyrocharax sp. 40.3 mm MUSM35620



Hemibrycon jelskii 54 mm MUSM 35492



Knodus hypopterus 41.7 mm MUSM 35671



Knodus ortegasae 46.4 mm MUSM 35414




Knodus smithi 41.2 mm MUSM 35753



Knodus sp. 1 40.6 mm MUSM 35422



Knodus sp. 2 33.9 mm MUSM 35752



Leptagoniates steindachneri 60.3 mm MUSM35754



Microgenys sp. 17.5 mm MUSM 35775



Hemigrammus marginatus 36 mm MUSM 35755



Moenkhausia dichroura 62.9 mm



Moenkhausia oligolepis 34.8 mm MUSM 35407



Odontostilbe euspilura 39.9 mm MUSM 35758



Odontostilbe fugitiva, 24.5 mm MUSM 35500



Odontostilbe sp.1 39.8 mm MUSM 35426



Odontostilbe sp.2 20.7 mm MUSM 35597



Paragoniates alburnus 76.2 mm MUSM 35656



Phenacogaster pectinatus 27.9 mm MUSM 35581



Prodonotocharax melanotus 20 mm MUSM 35434




Scopaecharax cf. *rhinodus* 12.5 mm MUSM 35638



Serrasalmus rhombeus 23.8 mm MUSM 35437



Triportheus angulatus 132 mm MUSM 35659



Xenurobrycon heterodon 15.6 mm MUSM 35502

Erythrinidae



Hoplias malabaricus 141 mm MUSM 35759

SILURIFORMES

Aspredinidae



Bunocephalus coracoideus 48 mm MUSM 35556

Trichomycteridae



Acanthopoma annectens 24.7 mm MUSM 35722

Trichomycteridae



Ancistrus sp. 1 92.1 mm MUSM 35468



Ancistrus sp. 2, MUSM 35469



Ancistrus sp. 3 43.8 mm MUSM 35470



Ancistrus sp. 4 85.7 mm MUSM 35765



Chaetostoma lineopunctata 52 mm MUSM 35736



Farlowella knerii 87.9 mm MUSM 35530




Farlowella nattereri 133 mm MUSM 35396



Farlowella smithi 139 mm MUSM 35872



Hemiodontichthys acipenserinus 100 mm MUSM 35737



Hypostomus aff. *emarginatus* 92 mm MUSM 35721




Hypostomus pyrineusi 77.5 mm MUSM 35528



Hypostomus unicolor 90.7 mm MUSM 35718



Hypostomus sp. 1 72.2 mm MUSM 35397



Hypostomus sp. 2 43.5 mm MUSM 35739



Lasiancistrus schomburgki 82 mm MUSM35643



Loricaria sp. 108 mm MUSM 35570



Panaque albomaculatus 43.8 mm MUSM 35400



Panaque changae 45.7 mm MUSM 35401



Rineloricaria lanceolata 91 mm MUSM 35766



Sturisoma nigrirostrum 77 mm MUSM 35509

Pseudopimelodidae



Batrochoglanys raninus 26 mm MUSM 35778

Heptapteridae



Cetopsorhamdia phantasia 23.5 mm MUSM 35639



Chasmocranus sp. 35.6 mm MUSM 35764



Imparfinis stictonotus 33.7 mm MUSM 35568

Pimelodidae



Calophysus macropterus 290 mm MUSM 35585



Megalonema platycephalum 61 mm MUSM 35410



Pimelodus blochii 112 mm MUSM 35442



Pimelodus pictus 78 mm MUSM? E19



Pimelodus sp.1, 103 mm MCP 35441



Pimelodus sp. 2, 117 mm


Auchenipteridae



Centromochlus perugiae 20 mm MUSM 35633

GYMNOTIFORMES

Gymnotidae



Gymnotus carapo 180 mm MUSM 35859



Gymnotus ucamara 170 mm MUSM 35860

Sternopygidae



Eigenmannia virescens 126 mm MUSM 35761

Apteronotidae



Apteronotus albifrons 139 mm MUSM 35762



Sternarchorhynchus sp. 77 mm MUSM 35600

CYPRINODONTIFORMES

Rivulidae



Rivulus sp. 32.7 mm MUSM 35489

BELONIFORMES

Belonidae



Pseudotylorus angusticeps 82 mm MUSM 35510

PERCIFORMES

Cichlidae



Bujurquina robusta 81.1 mm MUSM 35445



Crenicichla proteus 110 mm MUSM 35447



Crenicichla sedentaria 85.3 mm MUSM 35734

PLEURONECTIFORMES

Achiridae



Apionichthys fnis 66.3 mm MUSM 35511